

COMPITI 1^C T.VECELLIO – VENEZIA MESTRE

COPIA LE PAGINE SCRITTE DA ME SUL QUADERNO E INCOLLA LE ALTRE SCHEDE SUL QUADERNO  
PRECEDUTE DALLA DATA E DAL GIORNO DELLA SETTIMANA:




LEGGI PAGG. 43-44 (ALMENO 3 VOLTE) LAGO BLU LETTURE.

RIPASSA SUI PUNTINI CON LA MATITA E INCOLLA LA SCHEDA				
				
				
				
				
				



MESTRE 30 MARZO

OGGI È LUNEDÌ



ga go gu suoni duri

GA GO GU SUONI DURI

GA

GA

GA

GA

GA

GO

GO

GO

GO

GO

GU

GU

GU

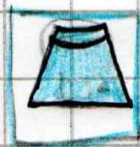
GU

GU




GATTO

g a t t o



GONNA

g o n n a



GUANTO

g u a n t o





# COLLEGA

GA

GO

GU



GALLO gallo

GONDOLA gondola

GUSCIO guscio

## METTI LA SILLABA

### GIUSTA: GA GO GU



-- MITOLO

-- mitolo



-- ROFANO

-- rofano




-- FO

-- fo

ME' STRE 1 APRILE

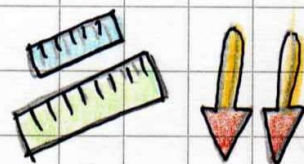
OGGI È MARTEDÌ



**GHE** **GHI** g h e g h i

CERCHIA

R**IGHE** E VAN**GHE**



SP**IGHE** E STAN**GHE**

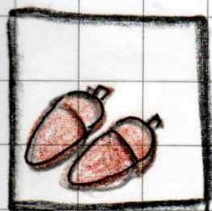
TANTI FUN**GHI** LUN**GHI**



**GHI**ACCIO E A**GHI**

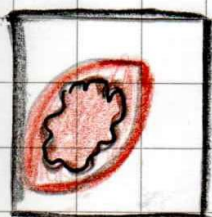


**GHI**AIA E MA**GHI**



**GHI**ANDE

g h i a n d e





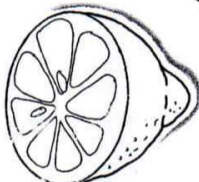
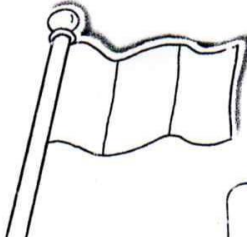
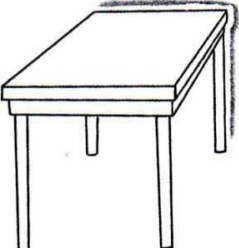

**GHE**RIGLIO

g h e r i g l i o



# PAROLE IN SILLABE

UNISCI LE PAROLE IN SILLABE AI DISEGNI CORRISPONDENTI.  
SCRIVI SOTTO LE PAROLE INTERE.

<p>MO LI NE</p>  <p>MA TI TA</p> 	<p>MA TI TA</p> 
<p>DIE BAN RA</p> 	<p>TE FO LE NO</p> 
<p>FIO RE</p> 	<p>TA LO VO</p>


# SILLABE

SCRIVI I NOMI, DIVISI IN SILLABE, DENTRO LE CASELLE.


→ GIORNO PRIMA DELLA DOMENICA.

→ IL COLORE DELLA NOTTE.


→ SERVE PER LAVARSI BENE.




QUALE NOME DANNO AL CAGNOLINO LE TRE SILLABE AZZURRE?

\_\_\_\_\_

SCRIVI SOTTO AD OGNI DISEGNO IL NOME DIVISO IN SILLABE.



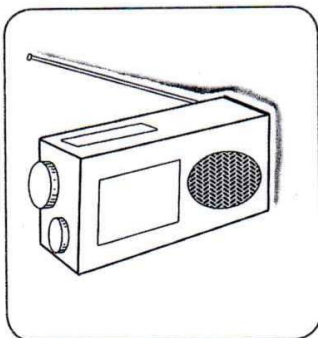
--	--



--	--	--



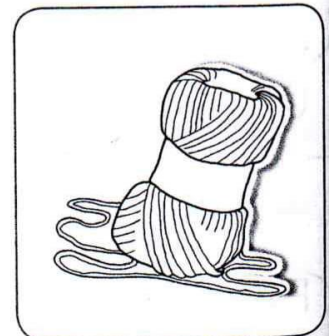
--	--



--	--



--	--



--	--



# CI - CE

COMPLETA LE PAROLE CON CI O CE .



.....NESE



NO.....




CRO.....




PUL.....NO




.....GNO



RINO.....RONTE



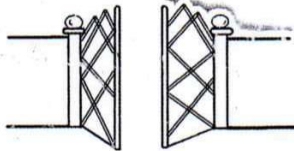
LU.....RTOLA



CORNI.....



UC.....LLO



CAN.....LLO



.....RCO



.....STINO

IN OGNI RIGA DEL QUADRATO MAGICO C'È UNA PAROLA NASCOSTA. TROVALA E RISCRIVILA A FIANCO.



100



C	E	S	T	I	N	O	B
A	R	C	E	R	V	O	Z
C	I	L	I	E	G	I	A
D	C	E	R	C	H	I	O
S	C	I	P	O	L	L	A
B	F	C	E	N	T	O	Z
M	N	C	I	G	N	O	E
C	E	R	O	T	T	O	P

---



---



---



---



---



---



---



---




# GA - GO - GU

LEGGI LA FILASTROCCA E CERCHIA GA GO GU.

## IL VIAGGIO

UN GALLO E UNA GALLINA  
 PER CAMBIARE COLORE  
 ANDAVANO DA UN MAGO  
 IN CIMA AD UNA COLLINA  
 SI FERMAVANO LUNGO LA VIA  
 A MANGIARE CON GUSTO  
 UN PRANZO PROPRIO GIUSTO  
 GIUNTI INFINE LASSÙ  
 IL MAGO NON C'ERA PIÙ



CERCA ALTRE PAROLE CON:

GA	GO	GU
GATTO	GOMITOLO	GUFO
GA.....	GO.....	GU.....
GA.....	GO.....	GU.....
GA.....	GO.....	GU.....

# GHI - GHE

LEGGI LA STORIA E SOTTOLINEA DI ROSSO IL SUONO GHI E DI BLU IL SUONO GHE.









GHIOTTO E GHERARDO OSSERVANO I FUNGHI NATI LUNGO IL SENTIERO. AD UN TRATTO VEDONO ARRIVARE DUE BUFFI ANIMALI: SONO DUE TARTARUGHE GIGANTI CHE AVANZANO PIANO PIANO TRA GLI AGHI DEI PINI.

COMPLETA CON GHI O GHE.



GHI/GHE
FUN.....
A.....
TARTARU.....
.....OTTO
.....RARDO

COMPLETA.

	UNO		TANTI
	SPAGO		SPA.....
	LAGO		LA.....
	SPIGA		SPI.....
	AGO		A.....



# LE PARTI DELL'ALBERO

L'ALBERO NASCE DAL

SEME.

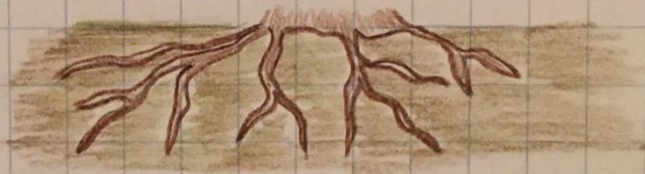


ATTRAVERSO LE RADICI,

LA PIANTA SI ATTACCA

ALLA TERRA E SUCCHIA

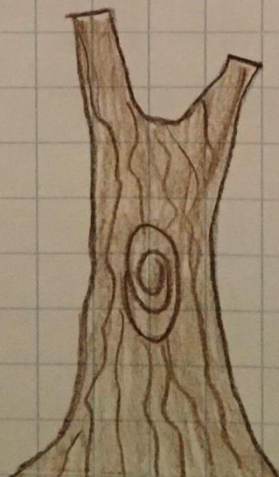
IL NUTRIMENTO.



IL TRONCO, O FUSTO,

È IL CORPO DELLA

PIANTA



È RIVESTITO DALLA  
CORTECCIA.



SOSTIENE LA CHIOMA




CHE È FORMATA DAI  
RAMI, DALLE FOGLIE,



DAI FIORI



E DAI FRUTTI.







# MAGGIORE

1 COLORA UN **MATTONCINO** PER OGNI **ELEMENTO**, SCRIVI I NUMERI E CONFRONTA USANDO IL SEGNO, COME NELL'ESEMPIO.

3 > 2

..... ○ .....

..... ○ .....

..... ○ .....

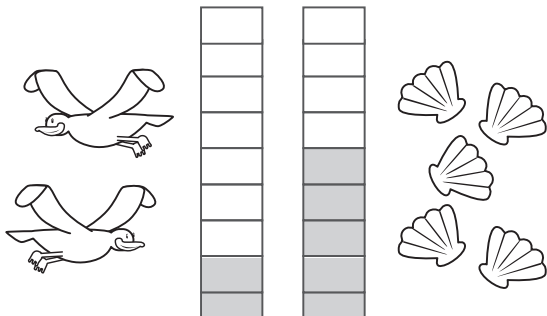
..... ○ .....

..... ○ .....



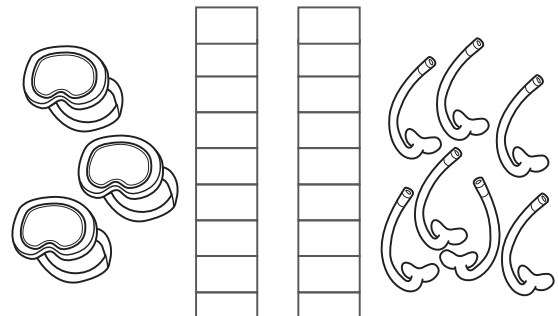
# MINORE

1 COLORA UN **MATTONCINO** PER OGNI **ELEMENTO**, SCRIVI I NUMERI E CONFRONTA USANDO IL SEGNO, COME NELL'ESEMPIO.




Two birds are on the left, and five seashells are on the right. In the center, there are two vertical bars representing ten bricks each. The first bar has 2 bricks shaded, and the second bar has 5 bricks shaded.

..... 2 < 5 .....




Four goggles are on the left, and seven neckties are on the right. In the center, there are two empty vertical bars representing ten bricks each.

..... ○ .....



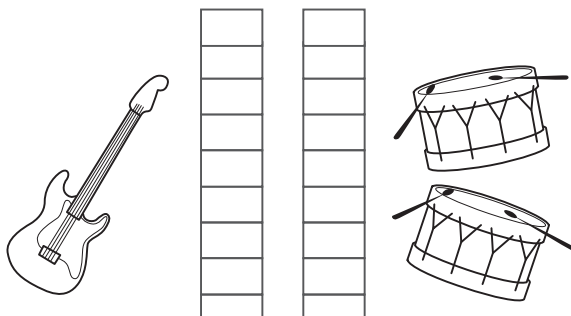
Four umbrellas are on the left, and six scarves are on the right. In the center, there are two empty vertical bars representing ten bricks each.

..... ○ .....



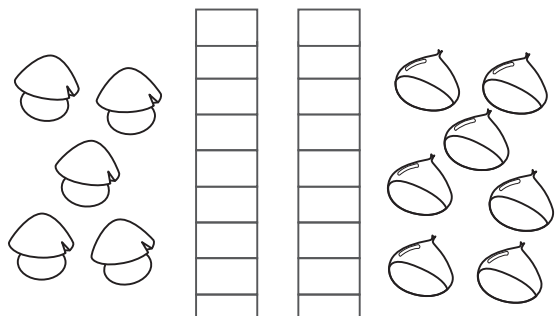
Five gift boxes are on the left, and eight stars are on the right. In the center, there are two empty vertical bars representing ten bricks each.

..... ○ .....



One guitar is on the left, and two drums are on the right. In the center, there are two empty vertical bars representing ten bricks each.

..... ○ .....



Five peaches are on the left, and seven walnuts are on the right. In the center, there are two empty vertical bars representing ten bricks each.

..... ○ .....

# UGUALE

1 COLORA UN **MATTONCINO** PER OGNI **ELEMENTO**, SCRIVI I NUMERI E CONFRONTA USANDO IL SEGNO, COME NELL'ESEMPIO.

3 = 3

○ .....

○ .....

○ .....


○ .....

○ .....





# CONFRONTO

1 CONTA E CONFRONTA USANDO I SEGNI >, <, =.





6 > 4

4 < 6



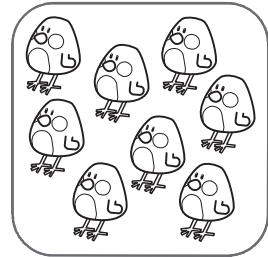
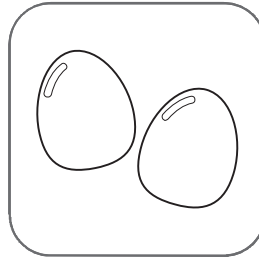
5 ○ 7

7 ○ 5



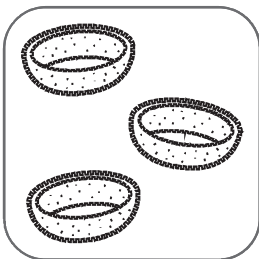
1 ○ 3

3 ○ 1





2 ○ 8

8 ○ 2



3 ○ 3



6 ○ 6